


**JANUARY**

**2016**

## CLUB MEETING

**Date:** Wednesday, January 6th, 2016  
**Time:** Open – 6:45 PM  
Meeting – 7:00 PM  
**Place:** Aptos Grange, 2555 Mar Vista Dr., Aptos

**The Annual Slide Show**  
*presented by Chris Walters*



This yearly tradition dates back to when it really was a slide show, people actually took photos with film cameras and had the film developed and put on slide mounts, and the slides were shown on the big screen with a Kodak Carousel slide projector. Some of you younger members probably don't even know what that was.

Gradually, over time, most members gravitated toward digital cameras, shooting their "hero" photos of those big fish, and the beautiful scenery where the fish were caught, and the slide show became digital, too, with the slide show presenter composing the presentation on DVD, and showing it with a laptop and a digital projector.

Thus it is that the "slide show" is now actually a digital visual feast, full of photos that you, the members, have taken over the past year, at club fishouts, club events, and on your own personal fishing trips. This is the one club meeting all year long that you can't miss, because no other presentation better illustrates what the Santa Cruz Fly Fishermen is all about: educating, promoting and enjoying the sport of fly fishing!

## Bait for Thought

**Moments in Time**

"Poets talk about "spots of time", but it is really the fishermen who experience eternity compressed into a moment. No one can tell what a spot of time is until suddenly the whole world is a fish and the fish is gone." *Norman Mclean*

THE PUBLIC IS INVITED TO THE

# SANTA CRUZ

FLY FISHERMEN

ANNUAL "FUN-DRAISER"



\$35 PER PERSON
\$20 (AGE 12 & UNDER)

TICKETS ON SALE AT CLUB MEETINGS  
OR BY MAIL TO:  
JIM TOLONEN  
P.O. BOX 1119, SOQUEL, CA 95073  
(PICK UP AT WILL CALL)  
OR PURCHASE AT THE DOOR

[WWW.SANTACRUZFLYFISHERMEN.ORG](http://WWW.SANTACRUZFLYFISHERMEN.ORG)

**SAT., JAN. 23, 2016 - 5:00 PM**  
**PEACE UNITED CHURCH OF CHRIST**  
**900 HIGH ST. SANTA CRUZ**  
**INCREDIBLE RAFFLE PRIZES**  
**DELICIOUS HORS D'OEUVRES**  
**PHENOMENAL AUCTION**

### What's Inside:

President's Line, Fly Tying Classes.....	p.2
Board, They Work 4U, Fishout Schedule.....	p.3
Catchy Releases.....	p.4
Gearing Up.....	p.5
Gearing Up, Cast of Thousands,	
Recipe of the Month.....	p.6
LifeLines.....	p.7
Fly of the Month, Cartoon.....	p.8
Calendar.....	p.9
Fishy Tales.....	p.10
Fishy Tales (cont'd.), Reel News.....	p.11

## President's Line

Handing Over the Reins  
By President Steve Rudzinski



At this time, we are five days to Christmas, the deadline for Newsletter articles, and for me, the last of the three-year series of commentary. I have always liked writing, and this position in the club put me through to a lot of people whom I have come to see the dynamic lives in the individuals who show up for meetings and events.

I have fished with great fishers that I may have never met had it not been for this opportunity to serve our greater good, the conservators, who show up to plant fish or collect water samples, net and capture fish in the river, sit up all night checking the pens, and those who teach someone to fish, especially the children, who use our rods to cast at the annual children's outdoor day in Watsonville Fairgrounds or the Quail Hollow Public Education Day. These are all great opportunities to bring a smile to your face - and theirs.

So here we are in 2016, with our club meeting on the 6th for the annual photo show, featuring photos the members have turned in to Chris Walters. This is the "must meeting of the year". It's also time to renew your membership if you have not already done so via our new packet via our membership and next president, James Black (Jim).

This is also the time to purchase your ticket(s) to the Fundraiser on January 23rd. It's always the "make or break" party of the year for our club's operating budget. We encourage you to purchase a couple of tickets and donate to a friend. This is what members do to keep the doors open and pay the bills. We learned that advertising to the public brings in fewer than five people yearly. We can do better than last year, with some empty tables left.

I lost a best buddy this week. It has been like a week of disbelief and sadness knowing I will not laugh out loud listening to his stories and sharing amazing information about things you will never see or hear on the evening news. It's rare when you can connect so closely with someone who shares your views almost exactly, you can really open up and spill your truth without eye rolling, but an intelligent answer in reply. Vaughn Visnius was a colleague at Cabrillo Art Department in the 70's, and a photographer whose images of the harbor jetty and lighthouse at sunset have been shown all over the world.

Happy New Year everyone and I look forward to sitting out in the gallery again and let Jim run the show up front. Thanks to Steven Rawson who sets up early and Dennis Davie who understands the AV better than most and the the officers Roy Gunter and Jim Tolonen and the other chairmen and women who show up and put this all together for your entertainment (and ours). Please take care of yourself and get out there and hook a big one this year, break your own records. Be kind to yourself and others.

Peace, ...over and out.

## FLY TYING CLASSES

Date : Wednesday, January 13th

Time: Open - 6:45 PM

Class - 7:00 PM

Place: Aptos Grange, 2555 Mar Vista Dr.

### Kickboat and Cast

Instructor: Elaine Cook



This is a Jay Fair fly, which was discussed by Jon Baiocchi at our June fly tying class. Jay Fair has been in the fly fishing business for 50 years and is well known for his exceptional fly tying materials. This fly will incorporate some of his new material that has great action when moved through water.

As always, it's important to sign up at the Club meeting or call Elaine at 688-1561. All materials are provided except thread. Bring 6/0 black thread. Some equipment, tools, thread and light are available for beginners, who are always welcome. It's appreciated that if you sign up and then find you are unable to attend, call Elaine to cancel.

.....  
Date: Wednesday, February 10th


Time: Open - 6:45 PM

Class - 7:00 PM

Place: Aptos Grange, 2555 Mar Vista Drive

### Black Snow Cone

Instructor: Elaine Cook



With the Pyramid Lake fishout right around the corner, having this fly in your box for bobbercating is definitely in order.

It is important to sign up at the January club meeting or call Elaine at 688-1561 as there is no February general meeting. All materials are provided except thread, which is black 6/0 or 8/0. Some equipment, tools, thread and lights are available for beginners, who are always welcome. It's appreciated that if you sign up and later find you will be unable to attend, please notify Elaine to cancel.



## 2015 Board of Directors

### Officers

President	Steve Rudzinski	462-4532
Vice President	Milana Rawson	583-9370
Treasurer	Jim Tolonen	475-8859
Secretary	Roy Gunter	809-0316

### Committee Heads

Raffle Coordinator	George Pike	423-2956
Membership	Jim Black	688-8174
Fishouts	John Cook	688-1561
Programs	Dennis Davie	427-2626
Conservation	Barry Burt	688-0187
	Mike DiCiano	688-1682
Newsletter Editor	Kirk Mathew	724-6811
Publisher/Webmaster	Pat Steele	476-0648
Fly Tying Master	Elaine Cook	688-1561
Annual Raffle/		
Silent Auction Chairman	John Steele	476-0648
Annual Benefit Coordinator	Petar Ilic	475-0268
Facilities Coordinator	Steven Rawson	583-9370
Video Librarian	Mike DiCiano	688-1682

### Members at Large

Sam Bishop	476-6451	Kathy Powers	728-4130
Jim Hall	713-6835	John McNicholas	426-6225
Tom & Carolyn Eckert	335-2457		

**Board meeting:** The board meeting is usually held on the third Wednesday of the month at the home of John and Pat Steele, 331 Cabrillo Ave., Santa Cruz, at 7:00 PM. Club members will be notified of any changes of meeting dates and locations. Club members are all welcome and need to submit any agenda items to the President ahead of time.

**Newsletter:** Members are encouraged to contribute newsletter items. Submit copy to the editor, Kirk Mathew, 724-6811; e-mail to k4mathew@sbcglobal.net. Please see calendar for the deadline each month.

## They Work for You

### Secretary of the Interior Ken Salazar

Department of the Interior  
Washington, D.C. 20240  
<http://www.doi.gov/index.html>

### Senator Dianne Feinstein

1 Post St., #2450; <http://feinstein.senate.gov/public>  
San Francisco, CA 94104

### Senator Barbara Boxer

1700 Montgomery St., #204; [boxer@senate.gov](mailto:boxer@senate.gov)  
San Francisco, CA 94111

### Anna Eschoo, 14th District Congresswoman

698 Emerson St.; [annagram@mail.house.gov](mailto:annagram@mail.house.gov)  
Palo Alto, CA 94301 (650) 323-2984

### Sam Farr, 17th District U.S. Representative

1216 Longworth Blvd.; [samfarr@hr.house.gov](mailto:samfarr@hr.house.gov)  
Washington, D.C. 20515 - (202) 255-2861 or 429-1976

### Governor Jerry Brown

Capitol Bldg., 1st Floor  
Sacramento, CA 95814-<http://gov.ca.gov/home.php>

### Mike Honda, 15th District Congressman

1999 S. Bascom Ave., Suite 815, Campbell, CA 95008  
(408) 558-8085; FAX (408) 558-8086  
<http://honda.house.gov/>

### Senator Bill Monning

701 Ocean St., #318-A, Santa Cruz, CA 95060  
(831) 425-0401; <http://sd17.senate.ca.gov>

## Fishout Schedule 2016

Date	Location	Target Species	Fishmaster
Jan. 29-30	Goodwin Lake	Trout	Roy Gunter - (831) 809-0316
Feb. 6 (tentative)	SC Gardens Elem. School	ConFab	Milana Rawson-(831)583-9370
Feb. 19-21	Goodwin Lake	Trout	Roy Gunter - (831) 809-0316
Mar. 11-13	Goodwin Lake	Trout	Roy Gunter - (831) 809-0316
Mar. 20-26	Pyramid Lake	Lahontan Cutthroat Trout	Harry Petrakis - (831) 419-4245
April 10-SUNDAY	Rio Del Mar Beach	Surf Fishout	Sam Bishop - (831) 476-6451
April 29-May 1	Roostercomb Ranch	Bass	Cecilia Stipes - (831) 335-5727
May 7	Manresa Beach	Surf Fishout	Sam Bishop - (831) 476-6451
May 15	Quail Hollow Ranch	Fly Fishing 101-Public Ed. Day	Steve Rawson-(831) 583-9370
TBA	Sierra backpacking	Trout	Dennis Davie - (831) 566-7447
June 9	Palm Beach	Surf Fishout	Sam Bishop - (831) 476-6451
July 9	Rio Del Mar Beach	Surf Fishout	Sam Bishop - (831) 476-6451
July 9-15	Green River. UT	Trout	John Steele - (831) 476-0648
July 22-26	Loreto Baja Sur	Dorado, saltwater species	Rich Hughett - (831) 757-5709
Aug. 6	Manresa Beach	Surf Fishout	Sam Bishop - (831) 476-6451
Sept. 10	Palm Beach	Surf Fishout	Sam Bishop - (831) 476-6451
TBA	O'Neill Forebay	Striped bass	Jim Hall - (831) 713-6835
Sept. 24-Oct. 1	Mammoth Lakes-wk.1	Trout	John Cook - (831) 688-1561
Oct. 1-Oct. 8	Mammoth Lakes-wk.2	Trout	John Cook - (831) 688-1561
Oct. 8.	Rio Del Mar Beach	Surf Fishout	Sam Bishop - (831) 476-6451

\* Some dates are tentative. You must be a paid-up member of Santa Cruz Fly Fishermen to participate in these fishouts. For more information and to sign up for outings, contact the fishmasters, look for handouts at the club meetings and write ups in the newsletter. Some fishouts require advanced planning and payment. Please don't ask fishmasters for refunds if you have signed up, paid, and later find out you are unable to attend the fishout. Fees paid ahead are not refundable, unless someone else takes your place.

# Catchy Releases

## Keepemwet

### *A Popular Hashtag Evolves Into a Website Promoting the Next Level of Catch-and-Release Fishing.*

Thankfully, the notion of catch-and-release has caught on and become highly practiced by a large percentage of anglers. While releasing a fish you don't intend on harvesting is the right thing to do, when you keepemwet, you're taking conservation one step further. Bryan Huskey of Boise, Idaho took it upon himself to create a platform with the intention of spreading this message to the masses - [www.keepemwet.org](http://www.keepemwet.org) is live.

A passionate angler/photographer/film maker, Huskey enjoys capturing images of his days on the water as much as anybody else and by no means was Keepemwet designed to deter anglers from doing the same. Plain and simple, Keepemwet was created to promote better, more respectful fish handling.

The notion of Keepemwet began in 2010 when Huskey was asked to speak at a Boise Fly Fishing Club about taking better fish photos. "I put together a slide show and one of the slides was titled Keepem Wet" says Huskey. "Honestly, my point was that keeping a fish in the water automatically lends itself to more unique angles that result in more dynamic photography. Plus, the fish itself just looks so much better when wet. They're glossier and their colors are more vibrant - they just look better. Of course, there is the obvious bonus - it's so much better for the fish."

Years later, Huskey created an Instagram account and would cringe at photos depicting fish laying on a dry bank, boat deck or other compromising handling positions. "I never wanted to come across as preachy but in my photography, I did want to highlight the importance of keeping fish wet and proper handling." Huskey's subtle way of emphasizing this message was to begin implementing

the hashtag #keepemwet in his posts. "It was kind of crazy, I started using the tag and began seeing others use it. Before long, the tag really had some legs," says Huskey. "In the early stages it was kind of a running joke. Somebody would have a fish on and sarcastically say 'Keepemwet'. The thing is, whether it was a sarcastic joke or not, the awareness was there."

Once the tag had traction, long time fishing buddy Paul Moinester who has a background in web design approached Huskey about teaming up to really define what Keepemwet could be. "After chatting with Paul, the next thing I knew, we were kicking around different logos, going through the trademark process, creating stickers and all that kind of stuff."

Last week, Simms received a message from Huskey and Paul informing us [www.keepemwet.org](http://www.keepemwet.org) was live. We proudly support their efforts and the initiative. The content/practices published on Keepemwet

are not assumption based but instead backed up by scientific fact. "Paul and I are not scientists but Andy Danylchuk is," says Huskey. "It's easy for us to say what we think is best for the fish but when it comes down to it, we wanted to have an actual scientist on board to help provide the most valid information possible. Andy's insight and knowledge has been invaluable for what we are trying to accomplish. Science aside, the principles to Keepemwet are pretty simple and begin as soon as a fish eats. After hooking a fish, fight it aggressively and bring it to hand or net as fast as possible. From there, minimize air exposure, eliminate contact with dry surfaces and reduce physical handling. By doing these things, you are taking the practice of catch-and-release to the next level."

---

## Utahns Win Five-Year Battle for Stream Access

### *From Fly Fisherman, November 5 issue*

On Nov. 4, 2015, Judge Derek Pullan of Utah's 4th District Court ruled in favor the public's right to lawfully access and recreate on Utah's public rivers and streams.

The ruling culminates a lawsuit filed by the Utah Stream Access Coalition in 2010, which sought to declare the "Public Waters Access Act" unconstitutional. The ignominiously named Act, contrary to its title, removed of the public's right to use over 2,700 miles of Utah's rivers and streams, many miles of which have benefited from publicly-funded habitat and stream bank restoration, flood abatement, and other projects. The lawsuit named as defendants the State of Utah and Victory Ranch, a Wasatch County development selling luxury home sites offering exclusive access to more than four miles of the Provo River, one of Utah's premier blue ribbon trout fisheries.

"This is a case where policy triumphed over profits; where law prevailed over lobbying" Coalition President Kris Olson said. "The rivers and streams of our state are gifts of providence, and the lifeblood of this arid land. Since before statehood, these rivers have been used by all, and we're grateful that the Court prevented that use from becoming exclusive to a privileged few."

In the 61-page decision, Judge Pullan noted that the Act served no trust or greater public purpose and substantially impaired the public's interest in the resource that remains, that is, the waters and streams of Utah. The Court observed that "Every parcel of public land, every reach of public water is unique. If Wasatch, Kodachrome Basin, and Snow Canyon State


Parks were disposed of...the public's right to recreate in other places would be of little consolation."

In the ruling the Court prohibits Victory Ranch from any action which 'prohibits, prevents, impedes, limits or impairs the public's right to access the Upper Provo River where it flows through VRA's property,' and prohibits the State of Utah from enforcing the restrictions provided in the Act.

A coalition newsletter says the decision is likely "only one more step toward resolution. While we have won both (the Weber and Provo) cases at the district court level, we still anticipate two appeals to the Utah Supreme Court."

To join the coalition or to make a donation, visit [www.utahstreamaccess.org](http://www.utahstreamaccess.org). This is the single-most important issue facing the fly fishers of Utah and the entire nation is watching. If state government is able to hand the rivers of Utah over to private interests, then other states are more likely to follow suit and succeed.

Read more:  
<http://www.flyfisherman.com/news/utahns-win-5-year-battle-for-stream-access/#ixzz3uiZSAaVn>



# GEARING UP

**Fishouts at Goodwin Lake in 2016 for the following dates:**

**Jan. 29 - 30th; Feb. 19-21st and Mar. 11-13<sup>th</sup>**

***Fishmaster: Roy Gunter – 831-809-0316***

There must be a minimum of 5 participants for each fishout and the maximum is 8 participants. Participants are invited to the property at first light on Friday and can fish through Sun at 2 pm. Participation is on a first come basis conditioned upon receipt of prior payment of \$100 for the weekend; no refunds unless minimum participation not achieved, but you can substitute someone if you cannot go.

Signups should contact Roy Gunter at the address below or email at [rgunteriii@yahoo.com](mailto:rgunteriii@yahoo.com) or telephone at 831-809-

0316. I will provide Saturday dinner on a BYOB basis; all other meals and beverages are to be participant provided. There is not vehicle access to the water, so what ever you can drag down and back up again to the parking area you can use, but no gasoline motors. For those of you that do not have floating craft, I have available a fishing boat with trolling motor, 2 kayaks, a canoe and 2 pontoon kick boats with oars and a transom if you have a battery and electric motor.

Roy Gunter, 580 Calle Principal, Ste. 2, Monterey, CA 9394

---

## **Pyramid Lake Fishout - March 20-26, 2016**

***By Harry Petrakis - (831) 419-4245***

The Pyramid Lake fishout is one of the best-attended fishouts the club has, and for a good reason. Large fish cruise parallel to the shore in easy casting distance from shore. Cost for the week including meals and lodging and is around \$300+ per person depending on the number in attendance. You need not fish all six days as there may be openings (usually later in the week.) Contact Harry for more details (831) 419-4245, to check on openings, or be put on a waiting list. First come first served.

You can also make your own arrangements either by bringing your own RV (Crosby's Lodge has hook-ups and sells permits to park on the any of the beaches along the lake) or staying in Reno. Reno is 45 minutes away. Call Crosby's lodge to inquire about last minute cancellations in their cabins as well (775) 476-0400 and check out their website to see what the cabins look like at [www.crosbylodge.net](http://www.crosbylodge.net). The General Store in Sutcliffe offers meals on selected nights only to those who call in before 2:00 PM. Check at the General Store for details.

This year it was mentioned that there are regulations regarding placement of ladders that allow more people to fish the better areas however I see no mention of this on either of the two reservation websites which leads me to believe that as in the past the committee that made the changes may have chosen not to enforce them. In any case, please familiarize yourself with the current regulations regarding staying with your ladder. They may be enforcing it and issuing tickets.

**Equipment:** 6-9 weight rods with hi-speed, hi-D shooting heads or fast sink integrated lines to fish the bottom in 6 to 9 feet of water, and a floating line for indicator fishing. You should bring a stripping basket and a ladder that will accommodate it. A ladder helps to get you up out of the cold water and enable you to cast out to where the fish are. You can still catch fish without one but not with near as much consistency.

**Flies:** Woolly buggers in black, white, purple, olive, midge, caddis and mayfly nymphs to name a few. If as in years past the Confab in February is offering the opportunity to see how some of the best Pyramid patterns are made plan to attend and bring a vise and tie some yourself. Flies may also available from club member Jim Hall who ties some very good flies specific to Pyramid cutthroat as well as other species at reasonable cost. His number is 713-6835. There is a general store with provisions as well as tackle and an assortment of flies.

**How to get there:** Take US 80 to Reno-Sparks, take the Pyramid Blvd. off ramp and go north about 35 miles. Crosby Lodge is at Sutcliffe, near the Ranger Station.

If you have any questions about equipment or how to get

there, check the "Gearing up" columns in the March 2007-2009 archives on our great club website [www.santacruzflyfishermen.org](http://www.santacruzflyfishermen.org), or call Harry Petrakis at 831-419-4245.

If you are considering going to Pyramid again this year with the club and you have not already done so, please contact the person who is booking the trailer you stayed in last year. Trailer-masters, if your trailer has gaps or cancellations, you can call Harry so he can pass the names of members who don't have lodging to fill the empty spots.

**NOTE:** Due to insurance regulations, all attendees must be paid up members of Santa Cruz Flyfishermen, so get your membership paid up if you haven't done so yet.

### **New ladder Regulation at Pyramid Lake New Tribal Regulation effective October 1st 2015**

15.6 USE OF LADDERS, ETC. Any ladders, milk crates, boxes or other objects used in the water as a fishing aid must be occupied or closely attended (i.e. remain in the area) by fishermen at all times. Any person who leaves such objects unoccupied in the water for more than one hour will be deemed guilty of littering.

15.6.1 Fishing aids described above must have a permanent tag affixed that has the name, address, and phone number of the owner of the fishing aid. If the permitted angler using the fishing aid is not the owner, the owner will be the responsible party for any infractions by the permitted angler.

This new requirement for marking ladders and other items that fishers stand on while in the water can be accomplished with a permanent Sharpie marker pen on any plastic part of the equipment. Make sure the required information cannot be rubbed off or come off in the water.

If you would rather purchase tags for ladders: Ladder I.D. tags are made with anodized aluminum and your information is engraved into the surface. The tags can be attached to ladders easily with nuts and bolts, screws or rivets. \$12.00 is the total cost including tax and shipping. There are two options for delivery:

1. Free shipping to you anywhere in the U.S.

2. Pick up at Mark Fore and Strike Fly Fishing store in Reno

You can order tags from [pyramidlakeflyfishing.com](http://pyramidlakeflyfishing.com) and choose your delivery option. Mark Fore and Strike will install tags onto ladders that are picked up at the store <http://pyramidlakeflyfishing.com/shop/ladder-id-tag/>



# GEARING UP

## Green River Fishout - *Fishmaster: John Steele – 476-0648*

The Green River Fishout is scheduled for July 9th through July 15th in 2016. This river is a tailwater of the Flaming Gorge Reservoir Dam, situated in the northeast corner of Utah. It carves its way through a spectacular red rock canyon, and is the home of a healthy number of large brown and rainbow trout. It is rare to catch one under 16 inches, and not uncommon to catch several over 20 inches. You can walk a well-maintained trail along the river and bank fish, and/or book a guide to drift the river. The Trout Creek Flies and On The Fly guides are all very competent, excellent teachers, and provide all your terminal tackle, plus a delicious riverside lunch.

At the present time, lodging for the Santa Cruz Fly Fishermen group has not yet been firmed up, but John has reserved rooms at both Trout Creek Flies Lodge and Flaming Gorge Lodge. We are waiting to hear if Trout Creek will have an on-site restaurant before we reserve rooms there, otherwise we will reserve rooms at Flaming Gorge, which has a restaurant.

More information will be available later on, when we ascertain the status of the accommodations, however, if you intend to go on this fishout, it would be a good idea to let John know, so he can determine how many rooms we will need.

## Loreto Fly Fishing Trip- July 2016 - *Fishmaster: Rich Hughett 831-757-5709*

Experience a new HIGH! Fish for Dorado, and many other saltwater fish, including bonito, roosterfish, yellowtail, and sailfish, on a fly! Join the group going to Loreto in Baja from Friday, July 22<sup>nd</sup> through Tuesday, July 26<sup>th</sup>. This trip includes:

- \* Four nights at the new Hotel La Mision, on the waterfront, next to the Loreto Harbor
- \* Three days of fishing on 22-foot Super Pangas
- \* Ground transfers and fishing licenses

It does not include meals, because there are some nice restaurants (a lot of fresh seafood!) in town, or if you prefer, eat at the hotel, where they will also cook your catch.

The cost for everything but meals and airfare is \$730.00 per person (double occupancy).

The fishing day starts around 6:00 AM and we usually get back to the harbor between 1:30 and 2:00 PM. Spend the rest of the afternoon fishing from the beach, having a cool drink in the pool, exploring Loreto, or just sitting around telling some tall fish stories. And, you will have many exciting moments on the Sea of Cortez to talk about.

Rich Hughett will meet with those going prior to the trip to discuss which rods, reels and flies to bring, the various types of fish in the Loreto area, and to answer questions.

Interested? Please contact Rich Hughett, 831-757-5709, for all the details. We will need to book airline flights\*, rooms and pangas as soon as possible.

\* Southwest Airlines from San Jose and Alaska Airlines from Los Angeles to Loreto.

## Cast of Thousands

### For Sale:

#### Firewood! Just in time for cold weather.

Pablo Grabiell, one of our club members, has some cut, split, stacked and seasoned firewood that he needs to sell. The wood comes from his home in the Mystery Spot area. You can arrange to pick it up or have it delivered. He is selling it by the trunk, van, or pick-up load. A 6' pick-up bed would be \$100.00, and 8' bed \$140.00. Please call 562-652-3771 and introduce yourself as a fellow fishing club member, we can arrange the pick-up date and time and I will help you load it onto your vehicle, one way we can get to know each other. A small fee is added for deliveries, I have a pick-up with a 6' bed, more than 1/3 of a cord. A 10% donation will be made in the spring to the Western Rivers Conservancy or CalTrout of all proceeds from wood sold to club members.

### Giant Closet-Cleaning Sale:

Redington Rs3 9062, 2-pc. 9' 6-wt. Rod with case - \$50

The Fly Shop Signature C3LA large arbor reel with 3 spools, size 7/8 NEW

1 spool with floating line, 1 spool with intermediate sink, 1 empty - \$250 (originally \$400)

William Joseph Chest Pack NEW - \$70

Orvis Sling Guide Pack NEW - \$60

Orvis Sling Pack NEW - \$40

Cortland Catch and Release net with magnetic release NEW - \$65

Contact Richard Stipes at (831) 335-5727

or e-mail flyfishgal3@aol.com



## RECIPE OF THE MONTH

### Halibut with Beans and Spinach From [www.campbellskitchen.com](http://www.campbellskitchen.com)

#### Ingredients:

- |  |   |
|--|---|
| 2 tablespoons olive oil  | 1 teaspoon minced garlic                  |
| 1 1/2 pounds fresh halibut fillets (4 fillets)                   | 1 3/4 cups chicken Broth or chicken Stock |
| 2 tablespoons lemon juice  | 2 cups cut leaf frozen spinach            |
| 1 can (about 15 ounces) great northern beans, rinsed and drained | to taste Crushed red pepper               |

#### Directions:

1. Stir 1 tablespoon oil and the garlic in a shallow dish. Add the fish and turn to coat.
2. Heat the remaining oil in a 10-inch skillet over medium-high heat. Add the fish and cook for 4 minutes or until lightly browned on both sides. Remove the fish from the skillet.
3. Stir the broth and lemon juice in the skillet and heat to a boil. Add the spinach, beans and red pepper. Return the fish to the skillet. Reduce the heat to low. Cover and cook for 2 minutes or until the fish flakes easily when tested with a fork.

6 Santa Cruz Fly Fishermen



# LifeLines

## Hypothermia

From [www.nhs.uk](http://www.nhs.uk)

The symptoms of hypothermia can vary depending on how low your body temperature has become. The early symptoms of hypothermia are often recognized by a parent or caregiver. This is because it can cause confusion, poor judgment and changes in behavior, which means the affected person may not realize they have it.

### Mild hypothermia:

If someone has mild hypothermia (generally with a body temperature of 32-35C), the symptoms aren't always obvious, but they can include: constant shivering, tiredness, low energy, cold or pale skin, fast breathing (hyperventilation)

### Moderate hypothermia:

Moderate cases of hypothermia (generally with a body temperature of 82-89 F) can include symptoms such as: being unable to think or pay attention, confusion, loss of judgment and reasoning (someone with hypothermia may decide to remove clothing despite being very cold), difficulty moving around, loss of co-ordination, drowsiness, slurred speech, slow, shallow breathing (hypoventilation). People with a body temperature of 89F or lower will usually stop shivering completely. This is a sign that their condition is deteriorating and emergency medical help is required.

### Severe hypothermia:

The symptoms of severe hypothermia (a body temperature of below 82F) can include: unconsciousness, shallow or no breathing, a weak, irregular pulse, or no pulse, dilated pupils.

Someone with severe hypothermia may appear to be dead. However, under these circumstances they must be taken to a hospital to determine whether they've died or if they're in a state of severe hypothermia. Medical treatment can still be used to resuscitate people with severe hypothermia, although it's not always successful.

Hypothermia is treated by preventing further heat being lost and by gently warming the patient. You should seek immediate medical attention if you suspect someone has hypothermia as it can be life threatening.

### Treating mild or moderate hypothermia:

If you're waiting for medical treatment to arrive, the advice below will help prevent further heat loss. Move the person indoors or somewhere warm as soon as possible. Once the person is in a warm environment, carefully remove any wet clothing and dry them.

Wrap them in warm blankets, towels, or coats (whatever you have available), protecting their head and torso first. Encourage the person to shiver if they're capable of doing so.

If possible, give the person warm drinks (not alcohol) or high-energy foods, such as chocolate, to help warm them up. But

only do this if they can swallow normally - ask them to cough to see if they can swallow. Once the person's body temperature has increased, keep them warm and dry. It's important to handle a person with hypothermia gently and carefully.



### Things to avoid:

There are certain things you shouldn't do when helping someone with hypothermia because it may make the condition worse: don't put the cold person into a hot bath, don't massage their limbs, don't use heating lamps, don't give them alcohol to drink.

Trying to warm someone up yourself with hot water, massages, heat pads and heat lamps can cause the blood vessels in the arms and legs to open up too quickly. If this happens, it can lead to a dramatic fall in blood pressure to the vital organs such as the brain, heart, lungs and kidneys,

potentially resulting in cardiac arrest and death.

### Severe hypothermia:

If someone you know has been exposed to the cold and they're distressed or confused, they have slow, shallow breathing or they're unconscious, they may have severe hypothermia. Their skin may look healthy but feel cold. Babies may also be limp, unusually quiet and refuse to feed.

Cases of severe hypothermia require urgent medical treatment in hospital. You should call 911 to request an ambulance if you suspect someone has severe hypothermia.

As the body temperature drops, shivering will stop completely. The heart rate will slow and a person will gradually lose consciousness. They won't appear to have a pulse or be breathing. If you know how to do it, cardiopulmonary resuscitation (CPR) should be given while you wait for help to arrive.

### Medical treatment:

If someone is admitted to the hospital with severe hypothermia, advanced medical treatment can be used to warm them up. This can be done by temporarily withdrawing blood from the body, warming it and then returning it to the body. These techniques are cardiopulmonary bypass (sometimes called heart-lung bypass) and extra corporeal membranous oxygenation (ECMO).

However, these techniques are only available in major hospitals that have specialist emergency services or units that regularly perform heart surgery.

A person with severe hypothermia often stands a better chance of surviving if they're taken directly by ambulance to one of these hospitals, even if it means bypassing a smaller hospital along the way.

# FLY OF THE MONTH

Scintilla Bubble  
Submitted by Elaine Cook

*At the December fly tying class, there was some discussion about that fly, a Midge Pupa, being similar to the Scintilla Bubble. There are some distinct differences.*

## Midge Pupa

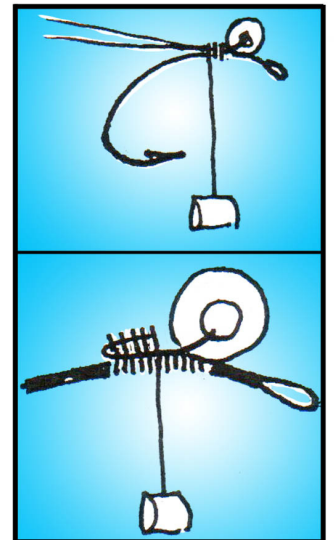

1. Midge
2. Bead feeds onto hook
3. No tail
4. Hatches all year

## Scintilla

- Mayfly  
Bead is attached on top of shank  
Tail  
Spring and Fall

**Hook:** Size 16 - 24 (TMC, Targus, TFS 2487)  
**Thread:** Black 8/0  
**Bubble:** One petite or extra small clear glass bead plus 5X tippet  
**Tail:** Dark rust stiff bird hackle  
**Thorax:** Dark olive super fine dubbing  
**Head:** Black thread

1. Crimp barb.
2. Attach thread 2/5ths back on shank with about 6 wraps. Leave bobbin hanging at rear of wraps. (See diagram for bead)
3. Bend bead onto tippet, bend tippet and hold strands together. Place on hook shank, bead forward of eye, tippet to rear, make several thread wraps. Pull on tippet to move bead into position, make snug thread wraps 1/8" to rear. Bend tippet toward eye and snugly tie down to behind the bead.
4. Cut about 12 barbs off stem of hackle keeping tips aligned. Lay on top of shank, tips extending about 2 hook lengths to rear of shank. Secure to shank behind bead with wraps 1/2 back. Pull on barb butts positioning tips so they are hook shank length beyond shank. Attach to shank with touching wraps to slightly beyond hook shank. Cut excess barb butts behind bead.
5. Wrap thread forward forming slender tapered body up to bead.
6. Wrap dubbing mainly behind bead with a couple of wraps around base and a couple of bead.
7. Wrap small thread head, whip finish, cut thread.



## FIN FLUTTER





# JANUARY 2016

Sunday	Monday	Tuesday	Wednesday	Thursday	Friday	Saturday
					1 Last Qtr. ☾	2
					Happy New Year!	
3	4	5	6 Club Meeting 7:00 PM Aptos Grange Annual Slide Show!	7	8	9 New Moon ●
10	11	12	13 Fly Tying Class-7 PM Aptos Grange	14	15	16 First Qtr. ☾
17	18 Martin Luther King Jr. Day	19	20 Board Meeting 7:00 PM Steele home	21	22	23 Full Moon ●
24 Newsletter Deadline Goodwin Lake Last Qtr. ☾ 31	25	26	27	28	29	30
					← Goodwin	Lake Fishout →

# FEBRUARY 2016

Sunday	Monday	Tuesday	Wednesday	Thursday	Friday	Saturday
	1	2 Groundhog Day	3 No Club Meeting	4	5	6 ConFab SCGardens Elem.Sch. 9AM-4PM
7	8 New Moon ●	9	10 Last Qtr. ☾ Fly Tying Class-7 PM Aptos Grange Ash Wednesday	11	12	13
14 First Qtr. ☾	15	16	17 Board Meeting 7:00 PM Steele home	18	19	20
Valentine's Day	Presidents' Day				Goodwin	Lake Fishout
21 Newsletter Deadline Goodwin Lake Fishout	22 Full Moon ●	23	24	25	26	27
					← Pleasanton	Fly Show →
28 Pleasanton Fly Show →	29					

# Fishy Tales

## \* San Lorenzo River – December – Barry Burt

Now that the Sentinel photographer blew the lid off my closely guarded secret, Kirk Mathews will finally get his wish. Kirk has always ragged on me to write about the San Lorenzo Steelhead opener but as you all know, there is an unwritten code of secrecy among the brotherhood of the river and the local San Lorenzo mafia would have my hide if a brigade of fly flingers was to all of a sudden invade the estuary as a result of my loose lips. Well, now it seems to be a moot point, thanks to my good friend John Race and a sneaky Sentinel photographer with a telephoto lens. So, as long as the cat is out of the bag, I might as well give you the full scoop. Tuesday, December 1st was opening day of steelhead season on the San Lorenzo. Not too many of the club members get too excited

about the opener, possibly because there is usually too little water and not enough fish in the river to be of much concern. But for me, opening day on the San Lorenzo has become a tradition that goes back almost 50 years. For as long as I can remember my buddy John and I have been there at the crack of dawn every opener with optimistic expectations and more often than not it has paid off. Most of the time we're happy with a handful of egg eaters in the 2-3 lb range but there have been times when we were pleasantly surprised with double digit chromers straight out of the salt. This year, however, we were hoping that those three little blasts of rain in November had been enough to move some half pounders up into the Paradise Park area.

We were on the river at O dark thirty and as the light of day broke, I had the sinking feeling that we had really made the wrong call. The water level was excruciatingly low, even in the deepest holes and even the smolts were few and far between. We made a couple of phone calls to our local steelhead network and soon found out that nobody else had located any fish either. We all decided that we would meet down at the estuary to see if we could spot any fish down at the mouth. The opener is sort of like a family reunion. The comradery of seeing all your old fishing buddies that you may have not seen since last season is part of what makes opening day special. We were all hanging out on the rail of the river walkway above the Riverside Bridge swapping stories and scanning the river for fish.

An hour and half later the tide had dropped out and the sun had penetrated the water nicely, affording perfect spotting conditions. That was when we noticed a suspicious dark mass in the water about mid-river that seemed to be moving ever so slightly. When the first fish turned sideways and sent a silver telltale flash skyward, Yosh and his son, Ryan, were the first ones off the walkway and down on the river. Ryan had crossed the Riverside and was on the opposite bank and Yosh was right underneath us. John and I were spotting for them, pointing out the schools' location, which was really hard to determine from the water level. Ryan made a perfect cast from the opposite bank and his offering landed right in the middle of the dark mass and the school bolted and scattered. Obviously these fish were extremely sketchy but regrouped again farther downstream. John and I ran the walkway down towards the bridge and were pointing out silver flashes in the water but this time we instructed the boys to cast upstream of them and let their baits drift down into them. Yosh's cast drifted perfectly into the school and we could see several fish turning and flashing right underneath his bobber. He was right in the middle of so many fish that I thought that he might accidentally snag one and yet no hook ups. Ryan's bobber finally caught up with the outside edge of the school but he wasn't getting bit either. They both switched up baits several times and with our help from

above made perfect presentations by letting their bobbers slide into the school from upstream. Still no takes. It has been my experience in the past that when you get a school of that size of fresh fish in the estuary, they usually get pretty grabby but these guys either had a bad case of lock jaw or maybe they weren't steelhead after all. In 2013 when we seined the estuary, we netted up 8 or so schoolie stripers in one of our sets and recently I had heard a rumor that there had been a large school of stripers that had entered the river this fall chasing schools of bait. If these fish were in fact stripers, that might account for why some of the best steelhead fishermen on the San Lorenzo had beat the water all afternoon and failed to hook a fish. They could have been throwing steelhead baits at stripers instead.



Opening day, falling on a Tuesday, gave us the opportunity to fish two days back to back to see if we could solve this mystery. Loomis met me early Wednesday morning at the Buckeye Hole and we spent the better part of the morning scanning the river up and down to no avail. We didn't see any sign of the school anywhere and around 10:00 Tim decided to bail but before he did, I hit him up for one of the striper flies I had tied for him for the forebay, just in case. I stuck it out for another hour and a half waiting for the tide to drop out to about the same height as the day before when we had spotted

the fish but there was still no sign of the school. I was just about ready to pull the plug myself when my buddy, Jaia, showed up with his little 4 year old boy and he assured me that he was positive those fish had to be stripers. He had been one of the guys who had fished all afternoon over those fish and had never even got a scratch. We both walked up and down the river hoping to spot the school but his little guy got antsy and Jaia headed back up to his car, which was parked on the Laurel St. Extension by the Stadium. Several minutes later I heard him hollering my name and I saw him pointing emphatically down at the river. I high tailed it up there and sure enough there was the dark mass hovering just downstream from the instream structure log in the bend of the river. "What are you waiting for?" he exclaimed, "Those are definitely stripers. Go get your fly rod and get after it". So I ran all the way back to my car, which was down by the Riverside Bridge, rigged up my 6 wt. with a sink tip line and the San Luis smelt that Loomis had left me and sprinted back up river only to find Jaia getting in his car to leave. "A diving bird just dove through the middle of the school and scattered it. They're gone." He informed me with a disappointed look. As I tried to catch my breath, I looked down over the rail and, sure enough, the school was no longer there. Knowing that they couldn't have gone that far in that short of time, I started to make my way slowly back down river towards the Riverside Bridge. I had only moved about 30 feet down river from where we had spotted the fish earlier and there they were, tucked up in the shadows of the willows close to the bank on my side of the river. I knew the only way that I could get a cast off to them from my side was to get up above them and cast downstream from the instream structure log at the bend of the river. I hustled up the walkway and around the rail and got into position just in front of the log. As long as the school stayed tucked up against the bank and downstream of me, I had enough room to make a decent back cast, otherwise I would have to navigate a nasty willow patch and a cement wall. My first two casts were terrible but on my third, I just kissed the outside edge of the school, made two strips and wham! Fish on! From the bend in my 6 wt. and the first couple of runs, I knew this was a fairly good fish. It took

...cont'd. on p. 11...



me quite a while to even see color but after I got it to the surface I had no problem landing it from where I was standing. Normally I don't kill many stripers but this one was obviously legal size and certainly didn't belong in the San Lorenzo so after a few pictures, I conked the fish and hung it in a willow branch on the bank behind me. When I returned to the river for a second round, I noticed that the commotion of me hooking the last fish had spooked the school and it had now moved up river and was directly out in front of me, which, as I have mentioned before, made back casting a bitch. After hooking the willows twice behind me, I knew there was only one way I was going to reach that school. I quickly grabbed my fish, ran up to the river walkway and down 3rd Street, dumped my fish off in my the car, crossed the Riverside Bridge and ran the levee all the way up to the skateboard park and dropped in on the opposite side of the river. Now I had all the room in the world to make the back cast I needed but I knew I would have to be in super stealth mode so I wouldn't spook the fish with the wake of my wading. My guess was that the reason these fish were so spooky was that they had been terrorized by seals under cover of darkness and interpreted any wake with their lateral line as a possible pinniped attack, so I kept my distance, waded very slowly and made the long cast from the opposite bank. I was trying to keep my casts on the perimeter of the school so as not to spook them but it was really hard to determine the position of the school from my low vantage point. Then I heard an old familiar voice call out to me from up on the walkway



on the opposite side of the river. "Hey, I'll spot for you." It was my old buddy, John Race, who had just gotten off work and had swung by the river to see if anything was going on. With his direction, I made about 5 more casts and was into another fish. By the way it fought; I could tell that this was definitely a smaller fish. Not having a measuring device and guessing this fish to be just shy of the legal limit, I released it back into the river and as I did, I wondered how many smolt steelhead this

fish would consume before it headed back out to sea.

John assured me that when I had hooked the last fish that the school had scattered once again. He headed off down the walkway to see if he could locate the fish and to grab his rod and join me on the other side of the river. This must've been when he conferred with the Sentinel photographer because he didn't show up on my side of the river for quite some time and from that point on the school seemed to be in perpetual panic mode. It kept moving up and down the river never holding in one spot long enough to get a good cast off to it. We chased it for another 45 minutes with no results and decided to call it a day. I know this is somewhat of a long story to document the take of only two fish but hey, how often do you get a chance to target stripers on the San Lorenzo? By the time the newspaper printed the picture on Saturday, everybody and his brother was down there with their striper gear trying to find the fish. The funny thing is, nobody has seen neither hide nor hair of the school since the day the Sentinel guy took the picture. My guess is that the school may have gone back out to the ocean but you never know. The fact that I even got a shot at them at all just goes to show you, even a blind squirrel gets an acorn every once in a while.

## Reel News

### \* Pleasanton Fly Fishing Show - February 26th-28th - Alameda County Fairgrounds

One day \$15, Two-day pass \$25, Three-day pass \$35, Children under 5 free, under 12: \$2

Scouts under 16 in uniform: free, Active Military: \$10

Friday: 10am - 6pm

Saturday: 9am - 5:30pm

Sunday: 9am - 4:30pm

For tickets, go to <https://www.showclix.com/event/PLEASANTONCA2016>

The International Fly Fishing Film Festival-One night only, Friday, February 26 at 6:30pm. \$15; \$10 in advance.

The International Federation of Fly Fishers is pleased to offer FREE fly fishing instruction at the IFFF Learning Center located at the IFFF booth. Basic fly casting- fly tying- knot tying will be taught throughout the day-every day of the Fly Fishing Show.

Regardless of the weather, the show will go on!

### \* Thanks to the Fly Tying Class Instructors

A big thank you goes to the fly tying class instructors that filled in while I was out of town (Gone Fishing). They did a magnificent job as I am told by those who attended. They were: Chris Walters, Tom Eckert, and Lee Haskins. - Elaine Cook

### \* New Fly Fisher!

If a picture is worth a thousand words, these pictures speak volumes! They came from Peter and Melody Fabian, and we couldn't be happier for them!



**LOVE** Peter, Melody, & Our Little Fabe Babe

